

2016-2017 First Year Survey Results

Pre-College Traits

Gender	56% Female	44% Male
Race	76.4% White	23.6% Oth/Unk
Award Category (Socioeconomic status)	26.3% Pell	34.3% No Fed Aid
Average ACT	23.9	

Student Readiness Survey

The SRS scales were rated from 1-5, where 5 indicates the highest level of college readiness.

Scales	Responses	Mean	St. Dev.
Academic Habits Scale Questions on this scale included: <ul style="list-style-type: none"> •I always turn in my assignments on time. •I organize my thoughts before beginning an assignment. •I highlight key points when I read assigned materials. •If I read a word I don't know, I take the time to look it up. •I start homework assignments early enough to avoid having to rush to complete them. •When I am confused by an assignment, I seek help right away. •I have used several different strategies to complete difficult homework assignments. •I make sure I know where to get academic help if I need it. 	418	3.83	0.578
Academic Confidence Scale Questions on this scale included: <ul style="list-style-type: none"> •I can learn almost anything if I set my mind to it. •I'm a fast learner. •I do my best in my classes. •I achieve little for the amount of time I spend studying. •I consistently do my school work well. 	418	4.24	0.463
Persistence and Grit Scale Questions on this scale included: <ul style="list-style-type: none"> •It is important to me to finish what I start. •I have achieved a goal that took years of work. •When I make plans, I follow through with them. •I bounce back after facing disappointment or failure. •Once I set a goal, I do my best to achieve it. •I have overcome setbacks to conquer an important challenge. •I am a hard worker. 	418	4.24	0.513
Interpersonal Maturity Scale Questions on this scale included: <ul style="list-style-type: none"> •In reaching an agreement, I consider the needs of others as well as my own needs. •I'm willing to compromise when resolving a conflict. •I react first and ask questions later. •I accept people just as they are. •I like to cooperate with others. •I can be rude to others. •I am often critical of other people. •I have empathy for others. 	418	4.14	0.414
Stress Management Scale Questions on this scale included: <ul style="list-style-type: none"> •I have a bad temper. •I'm a patient person. •I am calm and emotionally stable. •I tend to worry a lot. •I handle stress well. 	418	3.74	0.600
Comfort with Social Interactions Scale Questions on this scale included: <ul style="list-style-type: none"> •I avoid activities that require meeting new people. •I make friends easily. •I find it hard to talk to people I don't know well. 	418	3.81	0.829

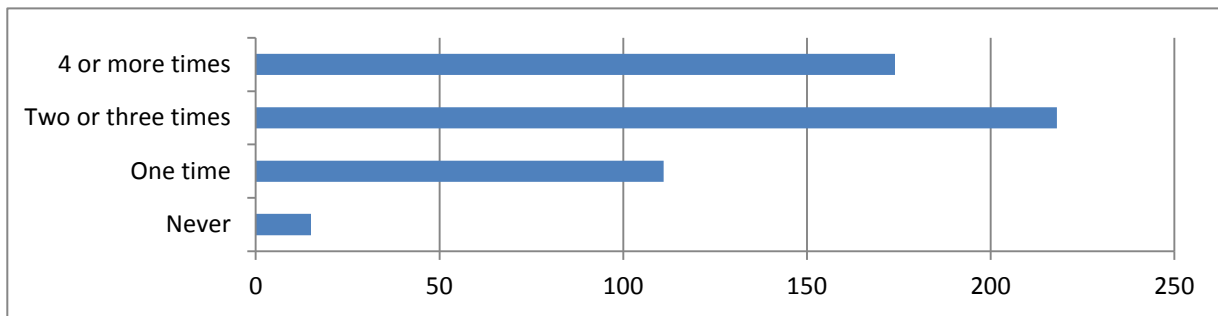
2015-2016 Midyear Survey Results

First Year Advising

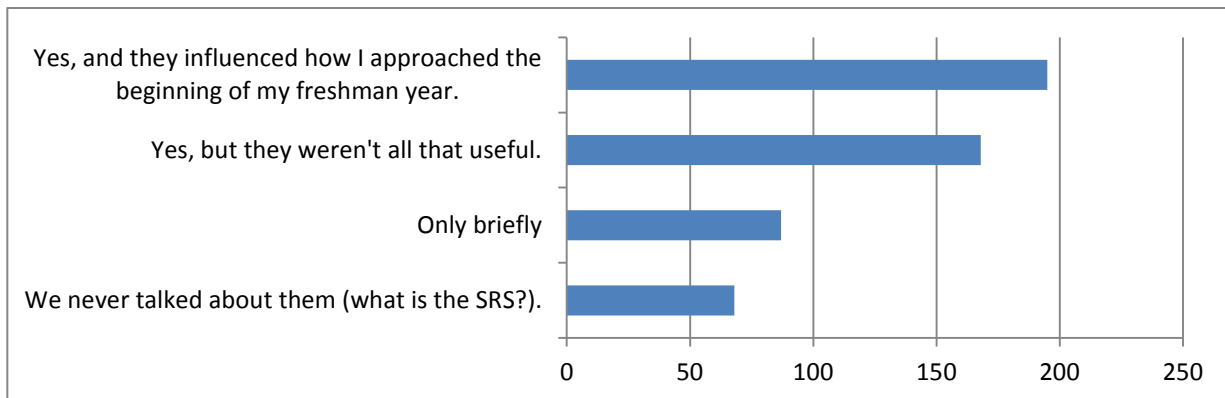
Responses: 1=Strongly Disagree, 2=Disagree, 3=Neutral, 4=Agree, 5=Strongly Agree

	Responses	Mean	St. Dev.	Responded 4 or 5
When I contacted my first year adviser he/she responded in a reasonable amount of time.	465	4.30	0.736	87.1%
My first year adviser connected me with other campus offices, resources, or opportunities (offices like Student Activities, the Community Engagement Center, the Counseling Center) to help me succeed during my first year.	459	3.89	0.779	72.3%
My first year adviser made me feel like I could succeed at Augustana.	465	4.21	0.767	85.2%

By the end of the fall term, how many times will you have met with your first year adviser?



My first year adviser helped me understand my Student Readiness Survey (SRS) results.



Residential Life

Responses: 1=Strongly Disagree, 2=Disagree, 3=Neutral, 4=Agree, 5=Strongly Agree

-Question is repeated in the End of the Year Survey Questions

*Other 250 students reported having no conflict or disagreements

	Responses	Mean	St. Dev.	Responded 4 or 5
I know that my Community Adviser (CA) cares about how I am doing at Augustana.	465	3.91	0.942	72.0%
My day to day experience in my residence hall helped me feel like I fit in at Augustana.	465	3.56	0.94	53.3%

Student Activities

Responses: 1=Strongly Disagree, 2=Disagree, 3=Neutral, 4=Agree, 5=Strongly Agree

	Responses	Mean	St. Dev.	Responded 4 or 5
I've begun participating in at least one student group/organization that interests me.	465	4.23	0.898	86.2%

LSFY/Honors

*Responses: 1=Strongly Disagree, 2=Disagree, 3=Neutral, 4=Agree, 5=Strongly Agree

**1=Never, 2=Rarely, 3=Sometimes, 4=Often, 5=All the time

	Responses	Mean	St. Dev.	Responded 4 or 5
My LSFY/Honors instructor helped me develop at least one specific way to be a more successful college student.*	465	3.90	1.015	75.5%
How often do you spend time socially with your LSFY/Honors classmates? **	465	2.82	1.253	29.3%

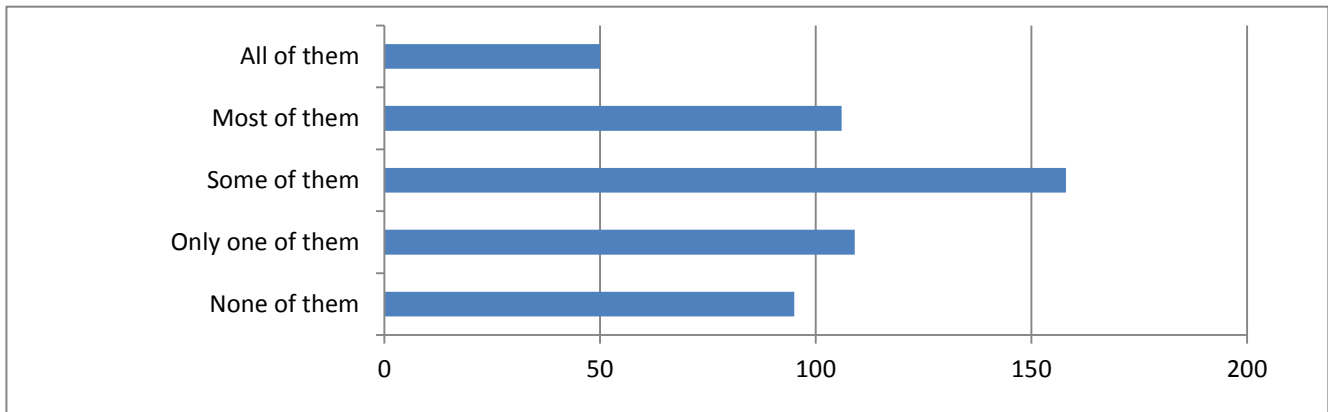
Curriculum and Faculty Interactions

*Responses: 1=Strongly Disagree, 2=Disagree, 3=Neutral, 4=Agree, 5=Strongly Agree

**Responses: 1=Never 2=Rarely, 3=Sometimes, 4=Often, 5=Most or all of the time

	Responses	Mean	St. Dev.	Responded 4 or 5
My professors were interested in helping students grow in more than just academic areas.*	465	4.14	0.726	83.0%
My instructors set high expectations for my learning and growth.**	465	4.37	0.686	90.8%
I had access to my grades and other feedback early enough in the term to adjust my study habits or seek help as necessary.*	465	3.44	1.105	56.4%
How often have your instructors pointed out something you did well on an assignment or in class? **	465	3.40	1.021	50.5%

How many of your professors did you talk to outside of class about how to best succeed in their course?



Environment and Outcomes

*Responses: 1=Yes, 0=No

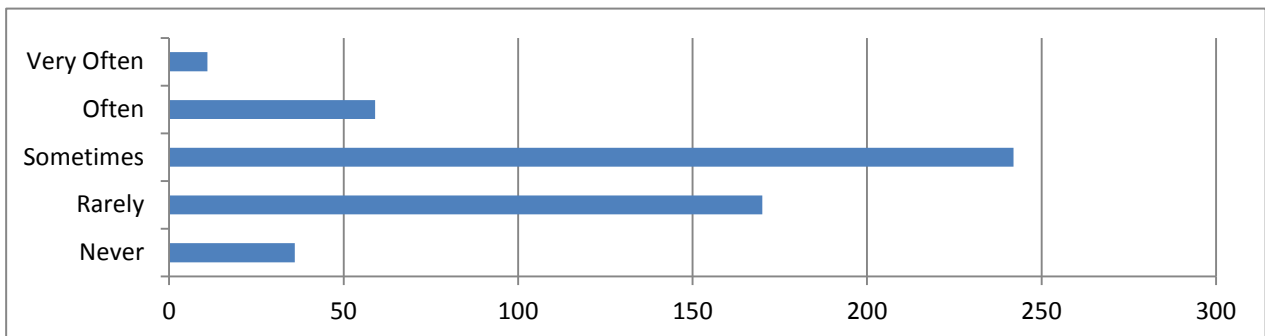
**Responses: 1=Strongly Disagree, 2=Disagree, 3=Neutral, 4=Agree, 5=Strongly Agree

***Responses: 1=Never, 2=Rarely, 3=Sometimes, 4=Often, 5=Very Often

-Question is repeated in the End of the Year Survey Questions

	Responses	Mean	St. Dev.	Responded 4 or 5
I used one of these academic support resources (e.g. one-on-one tutoring, drop-in help sessions, optional review sessions, the Reading/Writing Center, faculty office hours).*	464	0.88	0.321	NA
I've been able to find a group of good friends at Augustana.**~	465	4.19	0.969	83.0%
I feel like I belong on campus.**~	465	4.13	0.956	82.3%
How often do you eat in the CSL by yourself?***	445	2.26	0.974	13.5%
Welcome Week provided the start I needed to succeed academically at Augustana.*	465	3.74	0.913	66.7%

How often do you struggle to balance your academics and your extra-curricular activities?



2016-2017 End of the First Year Survey Results

Campus Participation

These questions were answered with No = 0 and Yes = 1, so the mean gives the proportion participating.

(i.e. Mean of 0.45 says that 45% of students participated)

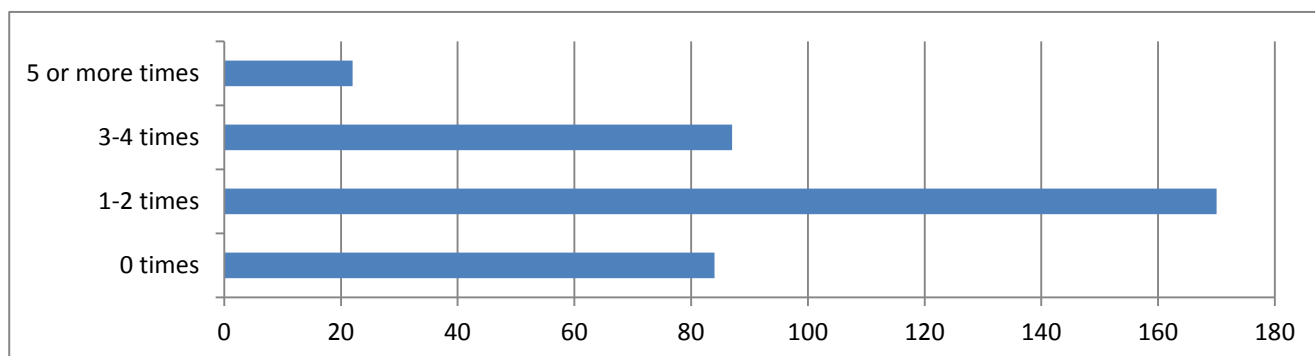
	Responses	Mean	St. Dev.
Did you pledge a social fraternity or sorority this spring?	363	0.41	0.493
Did you participate in intercollegiate NCAA athletics?	363	0.29	0.457
Did you participate in a college music ensemble?	363	0.22	0.415
Did you participate in the EMERGE leadership program?	363	0.12	0.330
Were you enrolled in an honors course?	363	0.11	0.317
Did you live on on-campus this year?	358	0.94	0.235

First Year Advising

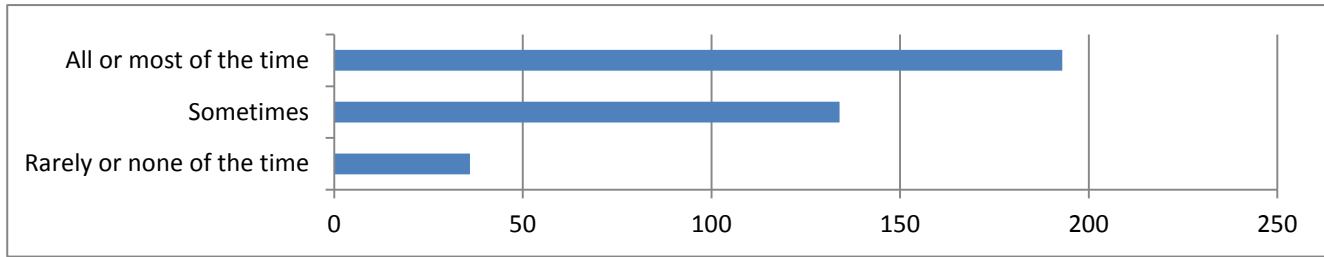
Responses: 1=Strongly Disagree, 2=Disagree, 3=Neutral, 4=Agree, 5=Strongly Agree

	Responses	Mean	St. Dev.	Responded 4 or 5
My first year adviser recommended specific on campus activities (such as student clubs, an on-campus job, volunteer opportunities, etc) that would help me make the most of my college career.	363	3.37	1.078	50.4%
My first-year adviser pushed me to think about choosing courses as more than just checking boxes.	362	3.85	0.960	71.8%
My first year adviser connected me with other campus offices, resources, or opportunities to help me thrive in college (such as the Learning Commons, the Counseling Center, the Office of Student Life, CORE, etc.).	363	3.68	0.987	64.2%
My first year adviser asked me about my career goals and post-graduate aspirations.	363	3.99	0.906	79.6%
My adviser genuinely seemed to care about my development as a whole person.	362	4.14	0.884	81.8%
My first year adviser made sure that I understood how the number of credits I complete and the grades I earn could affect my financial aid.	363	3.53	1.159	59.8%

About how many times have you met with your first year adviser during the spring term?



My first year adviser and I used the Program Evaluation in Arches to plan my academic progress.



Residential Life

Responses: 1=Strongly Disagree, 2=Disagree, 3=Neutral, 4=Agree, 5=Strongly Agree

~Question is repeated in the Midyear Survey Questions

	Responses	Mean	St. Dev.	Responded 4 or 5
I participated in the events and activities planned for my residence hall floor.	363	2.31	1.168	17.6%
My day-to-day experience in my residence hall made it easy to be a good student.	357	3.53	0.913	56.6%
The residence life staff connected me with other offices on campus to help me thrive in college (offices like the Office of Student Life, the Reading and Writing Center, the Counseling Center, etc).	363	2.96	1.010	30.6%
My residence hall experience helped me build a diverse peer group.	363	3.10	1.110	42.5%
The residence life staff emphasized thinking about how my actions affect others around me.	363	3.43	0.947	55.4%
My residence hall Community Advisers (CA) made it easier for me to find my own way of fitting in at Augustana.	359	3.34	1.084	46.3%
My residence hall experience helped me develop useful ways to handle conflict and resolve disagreement tactfully.~	363	3.25	1.000	45.2%

Student Activities

*Responses: 1=Strongly Disagree, 2=Disagree, 3=Neutral, 4=Agree, 5=Strongly Agree

**Responses: 1=Never, 2=Rarely, 3=Sometimes, 4=Often, 5=Very Often

	Responses	Mean	St. Dev.	Responded 4 or 5
I found student groups or clubs that fit my interests.*	363	4.10	0.871	82.6%
My co-curricular involvement helped me build a network of healthy friendships.*	363	3.99	0.870	76.4%
My out-of-class experiences involved me in community service off-campus.**	363	2.77	1.180	26.8%
My out-of-class experiences helped me connect what I learned in the classroom with real-life events.*	363	3.74	0.797	66.9%
My out-of-class experiences have helped me develop a deeper understanding of myself.*	363	3.88	0.790	75.2%
My out-of-class experiences have helped me develop a deeper understanding of how I relate to others.*	363	3.89	0.678	77.4%
About how often have you had serious conversations with students from a different race/ethnicity, economic background, religious beliefs, or political opinions.**	363	3.48	0.981	47.4%

LSFY/Honors

*Responses: 1=Strongly Disagree, 2=Disagree, 3=Neutral, 4=Agree, 5=Strongly Agree

**Responses: 1=Never, 2=Rarely, 3=Sometimes, 4=Often, 5=Very Often

	Responses	Mean	St. Dev.	Responded 4 or 5
How often did your LSFY/Honors assignments require multiple drafts with substantial revisions based on the feedback you received? **	363	3.98	0.936	73.3%
How often did your LSFY/Honors writing assignments ask you to respond to an article by summarizing its arguments and then disagreeing or expanding upon them? **	363	3.93	0.936	71.7%
Through my LSFY/Honors classes, I developed more effective ways to understand and remember what I read. *	353	3.57	0.927	60.9%
My LSFY/Honors classes helped me improve my approach to researching a topic. *	363	3.90	0.879	78.5%
In my LSFY/Honors classes, I received feedback on my in-class presentation style that helped improve my oral communication skills. *	353	3.51	0.983	56.9%
How often did you talk about ideas contained in "The Fire Next Time" with your peers outside of class? **	356	2.24	1.049	12.6%

Curriculum and Faculty Interactions

*Responses: 1=Never, 2=Rarely, 3=Sometimes, 4=Often, 5=Very Often

**Responses: 1=Strongly Disagree, 2=Disagree, 3=Neutral, 4=Agree, 5=Strongly Agree

	Responses	Mean	St. Dev.	Responded 4 or 5
I find myself thinking about what I'm learning in my classes even when I'm not in class or studying. *	363	3.53	0.947	50.7%
My instructors clearly explained how the skills I learned in their courses could be useful in my future. **	363	3.63	0.835	61.7%
Faculty and staff at Augustana treated me like an individual. **	349	4.15	0.669	87.1%
How often did faculty emphasize the importance of contributing to the quality of the local neighborhoods and our surrounding community? *	350	2.90	0.993	59.4%
How often did faculty ask you to apply your learning to address societal problems or issues? *	363	3.57	0.881	55.9%
Because of graded assignments or in depth feedback from my instructors I knew how I was doing in my classes prior to the drop deadline (the end of week five). *	355	3.24	1.126	50.7%
My instructors recommended specific experiences outside of class (such as a lecture, forum, public meeting, demonstration, or other event) on campus or in the community that would complement or enhance my learning in that class. *	363	3.42	0.874	46.9%
My one-on-one interactions with faculty have had a positive influence on my intellectual growth and interest in ideas. **	350	4.03	0.709	81.7%
In your courses, how often were you asked to examine the strengths and weakness of your own views on a topic or issue? *	363	3.49	0.893	53.7%
How frequently did your faculty ask you to try to understand someone else's views by imagining how an issue looks from his or her perspective? *	363	3.51	0.890	52.0%

Environment and Outcomes

*Responses: 1=Strongly Disagree, 2=Disagree, 3=Neutral, 4=Agree, 5=Strongly Agree

**Responses: 1=Definitely Not, 2=Probably Not, 3=Not Sure, 4=Probably Yes, 5=Definitely Yes

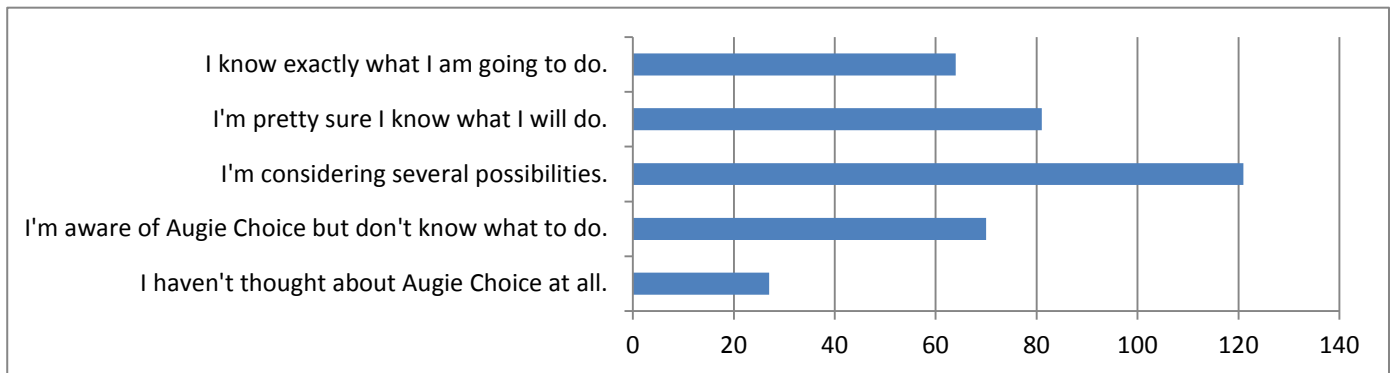
***Responses: 1=Never, 2=Rarely, 3=Sometimes, 4=Often, 5=Very Often

****Responses: 1=None, 2=A little, 3>About half, 4=Most, 5=All

-Question is repeated in the Midyear Survey Questions

	Responses	Mean	St. Dev.	Responded 4 or 5
My interactions with campus librarians (as part of a class or through my own initiative) helped me use library resources more effectively.*	363	3.83	0.851	72.2%
Of all the time you spent studying this year, about how much of it was in your dorm room?****	363	3.11	1.271	41.6%
My instructors integrated themes or ideas from Symposium Day into their courses.*	363	3.50	0.868	59.0%
Symposium Day activities influenced the way that I now think about real world issues.*	328	3.21	0.875	50.7%
I took advantage of academic support resources (faculty office hours, reading & writing center, tutors, study groups, etc.) when I could benefit from their help.*	363	3.63	0.868	62.2%
How often did you study - by yourself or in small groups - in the quiet areas of the CSL/Tredway library building (anywhere besides the dining hall or the Brew)?***	363	3.52	1.140	52.1%
During the year I got better at balancing my academics with my out-of-class activities.*	363	3.90	0.869	76.5%
I feel a strong sense of belonging on campus.*~	363	3.94	0.960	74.2%
I am certain that my choice of major(s) is a good fit for who I am right now and where I want my life to go.*	363	4.09	0.901	77.4%
If you could relive your college decision, would you choose Augustana again?***	363	4.14	0.993	79.3%
Over the past academic year, I have developed a better sense of who I am and where I want my life to go.*	363	3.99	0.855	79.6%
My experiences this year matched my expectations from the admissions process.*	322	3.33	0.867	53.4%
Reflecting on the past year, I can think of specific experiences or conversations that helped me clarify my life/career goals.*	363	3.91	0.770	77.9%
I have to work harder to fit in at Augustana than most students.*	358	2.66	1.105	23.2%

I have a plan for how I will use my Augie Choice money.



Student Habits

Responses: 1=Never, 2=Rarely, 3=Sometimes, 4=Often, 5=Very Often

	Responses	Mean	St. Dev.	Responded 4 or 5
I made sure that I set aside time to study during the day so that I wouldn't have to do it all at night.	354	3.45	1.051	56.5%
I went out of my way to interact with professors outside of class.	357	3.52	0.869	53.5%
I made sure I participated in class.	363	4.02	0.871	71.1%
How often did you push yourself to work harder on an assignment even though the extra effort wouldn't necessarily improve your grade?	352	3.48	0.943	50.6%

Did you ever seek out additional academic resources to help you succeed? (Please select all the resources that you used during the past year.)

