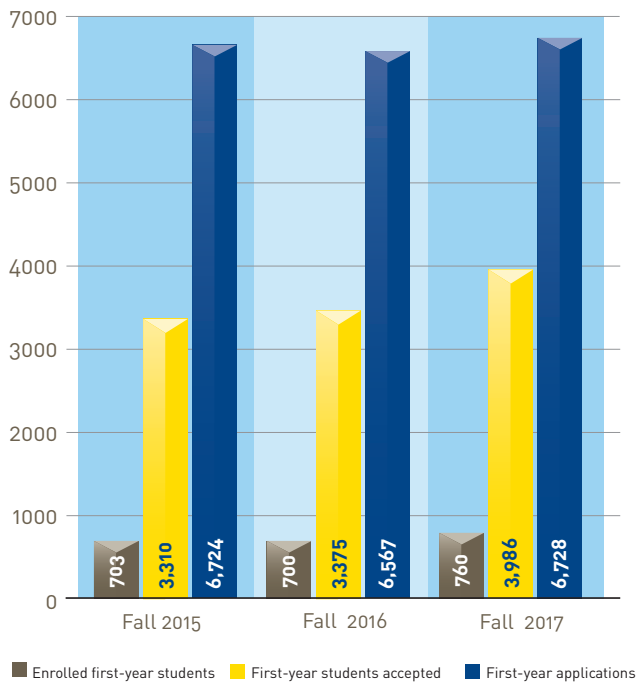


The Augustana Class of 2021

A profile of the incoming class goes beyond numbers. These students are smart and creative, and they care about their communities. They're ready for the Augustana education that will challenge them further and prepare them for many kinds of success throughout their lives.

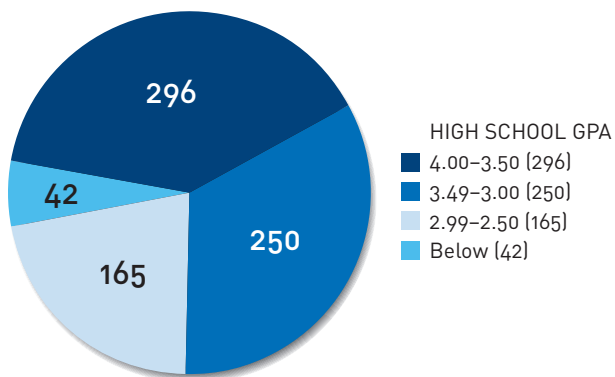
2017-18 TOTAL ENROLLMENT: approximately 2,500



NUMBER OF HIGH SCHOOLS REPRESENTED: 341

HIGH SCHOOL GPA

(recalculated for academic courses only; 3 unreported)



TEST OPTIONAL

Total test-optional applicants: **133** (2% of total first-year applicants)

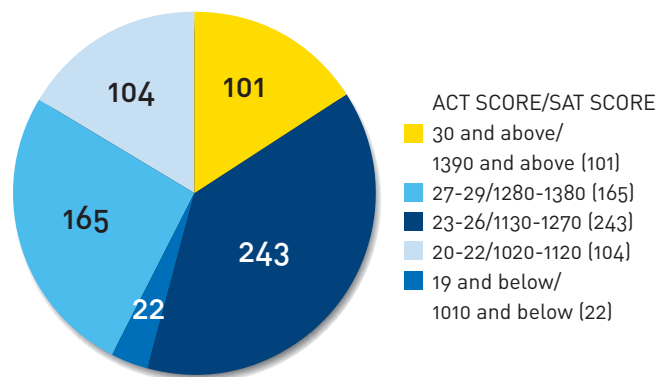
Total admitted: **81** (60% of test-optional applicants)

Total deposited: **37** (4% of total first-year enrollment)

STANDARDIZED TESTING

ACT: middle 50% of students score between a 23 and 29.

SAT: middle 50% of students score between 1130 and 1380.*



*SAT ranges were calculated based on a concordance table.

FINANCIAL AID

Average cost after scholarships and other gift aid from all sources: **\$21,852**

Federal Pell Grant Recipients: **25%** (190)

Presidential Scholarship Recipients: **25%** (191)

Dean's Scholarship Recipients: **30%** (224)

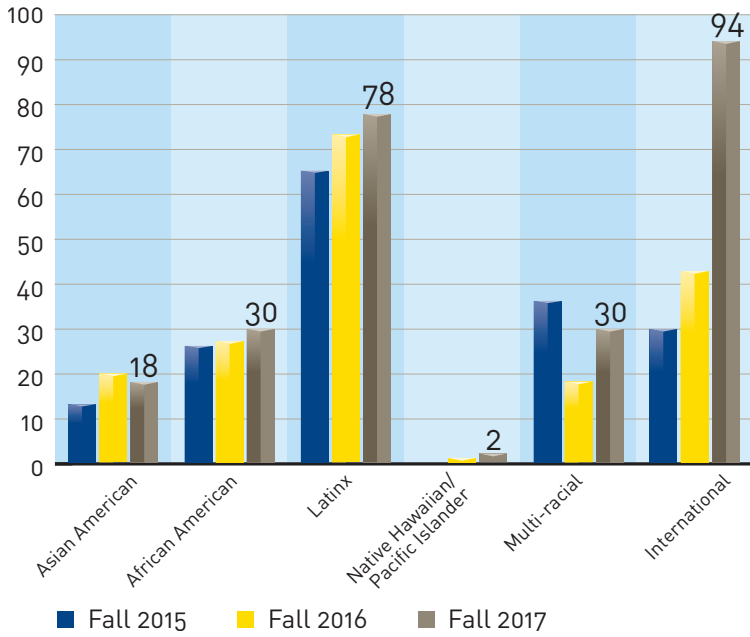
Founders Scholarship Recipients: **24.5%** (185)

FIRST-GENERATION COLLEGE STUDENTS: 237

LEGACY STUDENTS (parent attended Augustana)

Year	First-Year	Transfer
Fall 2017	50	5
Fall 2016	45	0
Fall 2015	34	1
Fall 2014	42	5

CULTURAL PROFILE



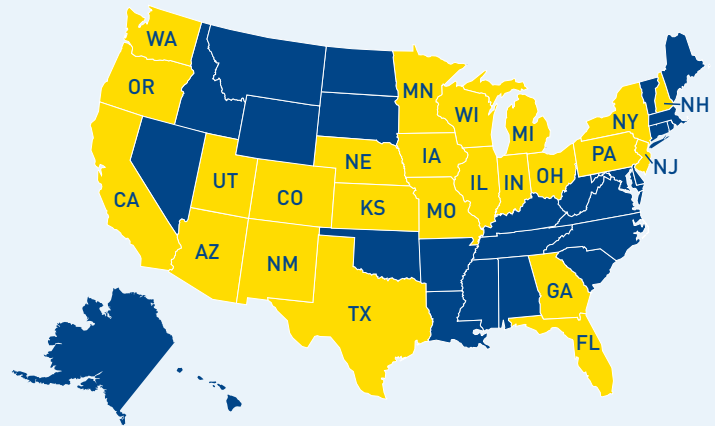
RELIGIOUS PREFERENCES

Baptist	5
Catholic	202
Church of Christ	13
Jewish	4
Lutheran (ELCA)	68
Other Lutheran	5
Methodist	19
Muslim	16
Presbyterian	9
Other	182
No religious preference	157
No response/unknown	66

GEOGRAPHIC PROFILE

Number of states represented: **24**

Number of countries or entities represented: **24**
 (Bangladesh, Bolivia, Brazil, China, Ethiopia, Ghana, India, Japan, Lebanon, Montenegro, Morocco, Myanmar, Nepal, Netherlands, Nigeria, Norway, Pakistan, Rwanda, South Africa, South Korea, Sri Lanka, Uganda, Vietnam, Zimbabwe)



Summary of Class of 2017 (students who graduated in the 2016-17 academic year)

461 TOTAL GRADUATES

- 129 had one major and one minor
- 130 had two majors
- 61 had two majors and one minor
- 5 had two majors and two minors
- 8 had three majors

DEGREES AWARDED CLASS OF 2017 (%)

